



Dr. C. V Raman University
Kargi Road, Kota, Bilaspur (C.G.)

Supporting Document
as per requirement from DVV

For

2.1.2. Average Percentage of seats filled against reserved categories (SC, ST, OBC, Divyangjan etc.) as per applicable reservation policy during the last five years.

2.1.2 INDEX

S.No.	Required Document	File (LINK)
1.	Certified List of the number of actual students admitted from the reserved categories in each of the programmes and seats sanctioned year-wise during the last five years.	2021-22 2020-21 2019-20 2018-19 2017-18
2.	Additional Supporting Documents for seats filled against reserved categories as per state reservation policy	Click Here


Gaurav Shukla

Registrar





Dr. C. V Raman University
Kargi Road, Kota, Bilaspur (C.G.)

This is to certify that the total **number of actual students admitted from the reserved categories in each of the programmes' year-wise** during the last five years is as follows:

Year	2021-22	2020-21	2019-20	2018-19	2017-18
INR In Lakhs	1558	1561	1299	1373	1097

Gaurav Shukla

Registrar






Dr. C. V Raman University
Kargi Road, Kota, Bilaspur (C.G.)

Number of actual students admitted in 1st year from the reserved categories Year 2021-22

S.No.	Programme Name	OBC	SC	ST	Grand Total
1	B.E. CIVIL ENGINEERING	3	1	1	5
2	B.E. COMPUTER SCIENCE & ENGINEERING	1	9	0	10
3	B.E. ELECTRICAL & ELECTRONICS ENGINEERING	1	0	0	1
4	B.E. ELECTRICAL ENGINEERING	1	0	0	1
5	B.E. MECHANICAL ENGINEERING	6	0	1	7
6	BACHELOR IN LIBRARY & INFORMATION SCIENCE	36	19	14	69
7	BACHELOR OF ARTS	40	33	11	84
8	BACHELOR OF ARTS & BACHELOR OF LAWS	11	11	4	26
9	BACHELOR OF BUSINESS ADMINISTRATION (BBA)	12	4	0	16
10	BACHELOR OF COMMERCE & BACHELOR OF LAWS	3	1	1	5
11	BACHELOR OF COMMERCE (B.COM)	15	10	5	30
12	BACHELOR OF COMPUTER APPLICATION	30	21	20	71
13	BACHELOR OF EDUCATION (B.ED)	40	14	24	78
14	BACHELOR OF JOURNALISM	6	2	0	8
15	BACHELOR OF LAWS	18	12	0	30
16	BACHELOR OF PHARMACY	39	16	13	68
17	BACHELOR OF PHYSICAL EDUCATION & SPORTS (BPES)	10	4	6	20
18	BACHELOR OF SCIENCE (BIOLOGY)	33	26	13	72
19	BACHELOR OF SCIENCE (BIOTECHNOLOGY)	8	3	2	13
20	BACHELOR OF SCIENCE (COMPUTER SCIENCE)	5	3	5	13
21	BACHELOR OF SCIENCE (MATHEMATICS)	10	2	2	14
22	BACHELOR OF SCIENCE (MICROBIOLOGY)	8	11	1	20
23	M.TECH COMPUTER SCIENCE ENGINEERING	0	0	0	0
24	M.TECH DIGITAL COMMUNICATION	0	0	0	0
25	M.TECH POWER SYSTEM ENGINEERING	3	0	0	3
26	M.TECH PRODUCTION ENGINEERING	1	0	0	1






Dr. C. V Raman University
Kargi Road, Kota, Bilaspur (C.G.)

Number of actual students admitted in 1st year from the reserved categories Year 2021-22

S.No.	Programme Name	OBC	SC	ST	Grand Total
27	M.TECH VLSI	2	0	0	2
28	MA CHHATTISGARHI	2	7	0	9
29	MA EDUCATION	2	0	0	2
30	MASTER IN LIBRARY & INFORMATION SCIENCE (M.LIB)	24	14	13	51
31	MASTER IN SOCIAL WORK (MSW)	14	5	9	28
32	MASTER OF ARTS (ECONOMICS)	4	4	0	8
33	MASTER OF ARTS (ENGLISH)	16	11	1	28
34	MASTER OF ARTS (GEOGRAPHY)	45	14	1	60
35	MASTER OF ARTS (HINDI)	2	1	1	4
36	MASTER OF ARTS (HISTORY)	4	1	2	7
37	MASTER OF ARTS (POLITICAL SCIENCE)	6	3	0	9
38	MASTER OF ARTS (SANSKRIT)	6	1	0	7
39	MASTER OF BUSINESS ADMINISTRATION (MBA)	11	1	4	16
40	MASTER OF COMMERCE (M.COM)	5	4	4	13
41	MASTER OF EDUCATION (M.ED)	1	2	2	5
42	MASTER OF JOURNALISM	0	0	0	0
43	MASTER OF LAWS	12	9	1	22
44	MASTER OF PHYSICAL EDUCATION & SPORTS (MPES)	3	2	1	6
45	MASTER OF SCIENCE (BIOTECHNOLOGY)	3	6	1	10
46	MASTER OF SCIENCE (BOTANY)	23	7	10	40
47	MASTER OF SCIENCE (CHEMISTRY)	57	30	4	91
48	MASTER OF SCIENCE (COMPUTER SCIENCE)	8	1	3	12
49	MASTER OF SCIENCE (INFORMATION TECHNOLOGY)	7	6	0	13
50	MASTER OF SCIENCE (MATHEMATICS)	19	4	4	27
51	MASTER OF SCIENCE (MICROBIOLOGY)	6	5	3	14
52	MASTER OF SCIENCE (PHYSICS)	35	13	3	51
53	MASTER OF SCIENCE (RURAL TECHNOLOGY)	3	2	1	6
54	MASTER OF SCIENCE (ZOOLOGY)	40	18	14	72
55	POST GRADUATE DIPLOMA IN BUSINESS MANAGEMENT	1	1		2





Dr. C. V Raman University
Kargi Road, Kota, Bilaspur (C.G.)

Number of actual students admitted in 1st year from the reserved categories Year 2021-22

S.No.	Programme Name	OBC	SC	ST	Grand Total
56	POST GRADUATE DIPLOMA IN COMPUTER APPLICATION (PGDCA) (GENERAL)	72	34	23	129
57	POST GRADUATE DIPLOMA IN COMPUTER APPLICATION (PGDCA) (PROFESSIONAL)	81	30	14	125
58	POST GRADUATE DIPLOMA IN RURAL DEVELOPMENT	19	4	0	23
	Grand Total	873	442	243	1558






Dr. C. V Raman University
Kargi Road, Kota, Bilaspur (C.G.)

Number of actual students admitted in 1st year from the reserved categories Year 2020-21

S.No.	Programme Name	OBC	SC	ST	Grand Total
1	B.E. CIVIL ENGINEERING	7	3	0	10
2	B.E. COMPUTER SCIENCE & ENGINEERING	6	2	1	9
3	B.E. ELECTRICAL & ELECTRONICS ENGINEERING	0	1	0	1
4	B.E. ELECTRONICS & COMMUNICATION ENGINEERING	0	1	2	3
5	B.E. MECHANICAL ENGINEERING	1	1	0	2
6	BACHELOR IN LIBRARY & INFORMATION SCIENCE (B.LIB)	35	21	11	67
7	BACHELOR OF ARTS & BACHELOR OF LAWS (BA.LL.B)	8	4	0	12
8	BACHELOR OF ARTS (BA)	49	37	21	107
9	BACHELOR OF BUSINESS ADMINISTRATION (BBA)	3	5	0	8
10	BACHELOR OF COMMERCE & BACHELOR OF LAWS (B.COM.LL.B)	0	0	0	0
11	BACHELOR OF COMMERCE (B.COM)	17	12	6	35
12	BACHELOR OF COMPUTER APPLICATION (BCA)	27	22	14	63
13	BACHELOR OF EDUCATION (B.ED)	35	12	28	75
14	BACHELOR OF JOURNALISM (BJ)	0	1	1	2
15	BACHELOR OF LAWS (LLB)	22	6	4	32
16	BACHELOR OF PHARMACY (B.PHARM)	41	9	5	55
17	BACHELOR OF PHYSICAL EDUCATION & SPORTS (BPES)	15	2	4	21
18	BACHELOR OF SCIENCE (BIOLOGY) BSC(BIO)	44	35	7	86
19	BACHELOR OF SCIENCE (BIOTECHNOLOGY) BSC(BIOTECHNOLOGY)	7	5	3	15
20	BACHELOR OF SCIENCE (COMPUTER SCIENCE) BSC(CS)	8	4	3	15
21	BACHELOR OF SCIENCE (MATHEMATICS) BSC(MATHS)	13	6	3	22
22	BACHELOR OF SCIENCE (MICROBIOLOGY) BSC(MICROBIOLOGY)	4	3	5	12
23	M.TECH COMPUTER SCIENCE ENGINEERING	3	1		
24	M.TECH DIGITAL COMMUNICATION	3	0		






Dr. C. V Raman University
Kargi Road, Kota, Bilaspur (C.G.)

Number of actual students admitted in 1st year from the reserved categories Year 2020-21

S.No.	Programme Name	OBC	SC	ST	Grand Total
25	M.TECH POWER SYSTEM ENGINEERING	2	2	0	4
26	M.TECH PRODUCTION ENGINEERING	0	0	0	0
27	M.TECH VLSI	0	0	0	0
28	MA EDUCATION (MA)	1	0	2	3
29	MASTER IN LIBRARY & INFORMATION SCIENCE (M.LIB)	24	17	8	49
30	MASTER IN SOCIAL WORK (MSW)	25	4	3	32
31	MASTER OF ARTS (ECONOMICS) (MA)	1	2	1	4
32	MASTER OF ARTS (ENGLISH) (MA)	15	11	5	31
33	MASTER OF ARTS (GEOGRAPHY) (MA)	41	16	4	61
34	MASTER OF ARTS (HINDI) (MA)	6	0	1	7
35	MASTER OF ARTS (HISTORY) (MA)	2	1	0	3
36	MASTER OF ARTS (POLITICAL SCIENCE) (MA)	0	3	1	4
37	MASTER OF ARTS (SANSKRIT) (MA)	3	5	1	9
38	MASTER OF ARTS CHHATTISGARHI (MA)	3	2	2	7
39	MASTER OF BUSINESS ADMINISTRATION (MBA)	13	3	2	18
40	MASTER OF COMMERCE (M.COM)	3	1	1	5
41	MASTER OF EDUCATION (M.ED)	9	1	2	12
42	MASTER OF JOURNALISM (MJ)	2	0	0	2
43	MASTER OF LAWS (LLM)	23	13	5	41
44	MASTER OF SCIENCE (BIOTECHNOLOGY) (M.SC)	5	0	1	6
45	MASTER OF SCIENCE (BOTANY) (M.SC)	26	10	9	45
46	MASTER OF SCIENCE (CHEMISTRY) (M.SC)	46	26	9	81
47	MASTER OF SCIENCE (COMPUTER SCIENCE) (M.SC)	8	4	0	12
48	MASTER OF SCIENCE (INFORMATION TECHNOLOGY) (M.SC)	13	4	3	20
49	MASTER OF SCIENCE (MATHEMATICS) (M.SC)	18	9	1	28
50	MASTER OF SCIENCE (MICROBIOLOGY) (M.SC)	9	0	0	9
51	MASTER OF SCIENCE (PHYSICS) (M.SC)	26	12	4	42
52	MASTER OF SCIENCE (RURAL TECHNOLOGY) (M.SC)	11	1	16	28





Dr. C. V Raman University
Kargi Road, Kota, Bilaspur (C.G.)

Number of actual students admitted in 1st year from the reserved categories Year 2020-21

S.No.	Programme Name	OBC	SC	ST	Grand Total
53	MASTER OF SCIENCE (ZOOLOGY) (M.SC)	44	23	11	78
54	POST GRADUATE DIPLOMA IN BUSINESS MANAGEMENT (PGDBM)	1	1	0	2
55	POST GRADUATE DIPLOMA IN COMPUTER APPLICATION (PGDCA) (GENERAL)	74	39	11	124
56	POST GRADUATE DIPLOMA IN COMPUTER APPLICATION (PGDCA) (PROFESSIONAL)	68	39	19	126
57	POST GRADUATE DIPLOMA IN RURAL DEVELOPMENT (PGDRD)	9	8	4	21
	Grand Total	879	450	232	1561






Dr. C. V Raman University
Kargi Road, Kota, Bilaspur (C.G.)

Number of actual students admitted in 1st year from the reserved categories Year 2019-20

S.No.	Programme Name	OBC	SC	ST	Grand Total
1	B.E. CIVIL ENGINEERING	6	2	0	8
2	B.E. COMPUTER SCIENCE & ENGINEERING	3	0	0	3
3	B.E. ELECTRICAL ENGINEERING	1	0	1	2
4	B.E. MECHANICAL ENGINEERING	0	0	0	0
5	BACHELOR IN LIBRARY & INFORMATION SCIENCE (B.LIB)	10	13	4	27
6	BACHELOR OF ARTS & BACHELOR OF LAWS (BA.LL.B)	11	8	3	22
7	BACHELOR OF ARTS (BA)	60	29	22	111
8	BACHELOR OF BUSINESS ADMINISTRATION (BBA)	8	3	6	17
9	BACHELOR OF COMMERCE (B.COM)	19	9	4	32
10	BACHELOR OF COMPUTER APPLICATION (BCA)	47	23	17	87
11	BACHELOR OF EDUCATION (B.ED)	33	19	25	77
12	BACHELOR OF JOURNALISM (BJ)	3	0	0	3
13	BACHELOR OF LAWS (LLB)	20	8	3	31
14	BACHELOR OF PHYSICAL EDUCATION & SPORTS (BPES)	11	2	4	17
15	BACHELOR OF SCIENCE (BIOLOGY) BSC(BIO)	27	27	15	69
16	BACHELOR OF SCIENCE (BIOTECHNOLOGY) BSC(BIOTECHNOLOGY)	12	8	3	23
17	BACHELOR OF SCIENCE (COMPUTER SCIENCE) BSC(CS)	9	2	2	13
18	BACHELOR OF SCIENCE (MATHEMATICS) BSC(MATHS)	14	4	1	19
19	BACHELOR OF SCIENCE (MICROBIOLOGY) BSC(MICROBIOLOGY)	10	11	1	22
20	M.TECH COMPUTER SCIENCE ENGINEERING	0	0	0	0
21	M.TECH POWER SYSTEM ENGINEERING	4	0	0	4
22	M.TECH PRODUCTION ENGINEERING	0	1	0	1
23	M.TECH SOFTWARE ENGINEERING	1	0	0	1
24	M.TECH VLSI	1	0	0	1
25	MASTER IN LIBRARY & INFORMATION SCIENCE (M.LIB)	11	7	4	22






Dr. C. V Raman University
Kargi Road, Kota, Bilaspur (C.G.)

Number of actual students admitted in 1st year from the reserved categories Year 2019-20

S.No.	Programme Name	OBC	SC	ST	Grand Total
26	MASTER IN SOCIAL WORK (MSW)	14	0	2	16
27	MASTER OF ARTS (ECONOMICS) (MA)	6	1	2	9
28	MASTER OF ARTS (ENGLISH) (MA)	20	12	2	34
29	MASTER OF ARTS (GEOGRAPHY) (MA)	14	9	0	23
30	MASTER OF ARTS (HINDI) (MA)	4	0	0	4
31	MASTER OF ARTS (HISTORY) (MA)	3	2	2	7
32	MASTER OF ARTS (POLITICAL SCIENCE) (MA)	4	1	0	5
33	MASTER OF ARTS (SANSKRIT) (MA)	3	3	0	6
34	MASTER OF ARTS CHHATTISGARHI (MA)	2	0	0	2
35	MASTER OF BUSINESS ADMINISTRATION (MBA)	5	1	0	6
36	MASTER OF COMMERCE (M.COM)	4	2	0	6
37	MASTER OF EDUCATION (M.ED)	1	0	0	1
38	MASTER OF JOURNALISM (MJ)	2	1	0	3
39	MASTER OF LAWS (LLM)	9	1	1	11
40	MASTER OF SCIENCE (BIOTECHNOLOGY) (M.SC)	7	2	2	11
41	MASTER OF SCIENCE (BOTANY) (M.SC)	14	11	11	36
42	MASTER OF SCIENCE (CHEMISTRY) (M.SC)	41	16	15	72
43	MASTER OF SCIENCE (COMPUTER SCIENCE) (M.SC)	13	3	1	17
44	MASTER OF SCIENCE (INFORMATION TECHNOLOGY) (M.SC)	3	0	0	3
45	MASTER OF SCIENCE (MATHEMATICS) (M.SC)	11	2	1	14
46	MASTER OF SCIENCE (MICROBIOLOGY) (M.SC)	3	2	1	6
47	MASTER OF SCIENCE (PHYSICS) (M.SC)	23	5	2	30
48	MASTER OF SCIENCE (RURAL TECHNOLOGY) (M.SC)	13	1	1	15
49	MASTER OF SCIENCE (ZOOLOGY) (M.SC)	34	15	16	65
50	POST GRADUATE DIPLOMA IN BUSINESS MANAGEMENT (PGDBM)	3	1	0	4
51	POST GRADUATE DIPLOMA IN COMPUTER APPLICATION (PGDCA) (GENERAL)	78	34		





Dr. C. V Raman University
Kargi Road, Kota, Bilaspur (C.G.)

Number of actual students admitted in 1st year from the reserved categories Year 2019-20

S.No.	Programme Name	OBC	SC	ST	Grand Total
52	POST GRADUATE DIPLOMA IN COMPUTER APPLICATION (PGDCA) (PROFESSIONAL)	81	31	21	133
53	POST GRADUATE DIPLOMA IN RURAL DEVELOPMENT (PGDRD)	11	5	1	17
	Grand Total	747	337	215	1299






Dr. C. V Raman University
Kargi Road, Kota, Bilaspur (C.G.)

Number of actual students admitted in 1st year from the reserved categories Year 2018-19

S.No.	Programme Name	OBC	SC	ST	Grand Total
1	B.E. CIVIL ENGINEERING	1	1	1	3
2	B.E. COMPUTER SCIENCE & ENGINEERING	1	2	0	3
3	B.E. ELECTRICAL & ELECTRONICS ENGINEERING	1	0	0	1
4	B.E. ELECTRICAL ENGINEERING	1	0	0	1
5	B.E. MECHANICAL ENGINEERING	0	0	0	0
6	BACHELOR IN LIBRARY & INFORMATION SCIENCE	22	13	4	39
7	BACHELOR OF ARTS	47	30	18	95
8	BACHELOR OF ARTS & BACHELOR OF LAWS	10	4	10	24
9	BACHELOR OF BUSINESS ADMINISTRATION (BBA)	9	1	4	14
10	BACHELOR OF COMMERCE (B.COM)	13	7	8	28
11	BACHELOR OF COMPUTER APPLICATION	46	16	6	68
12	BACHELOR OF EDUCATION (B.ED)	37	24	15	76
13	BACHELOR OF JOURNALISM	2	1	3	6
14	BACHELOR OF LAWS	19	13	2	34
15	BACHELOR OF PHYSICAL EDUCATION & SPORTS (BPES)	10	1	1	12
16	BACHELOR OF SCIENCE (BIOLOGY)	42	23	16	81
17	BACHELOR OF SCIENCE (BIOTECHNOLOGY)	12	5	1	18
18	BACHELOR OF SCIENCE (COMPUTER SCIENCE)	14	6	1	21
19	BACHELOR OF SCIENCE (MATHEMATICS)	10	5	4	19
20	BACHELOR OF SCIENCE (MICROBIOLOGY)	14	3	1	18
21	M.TECH COMPUTER SCIENCE ENGINEERING	0	0	0	0
22	M.TECH POWER SYSTEM ENGINEERING	1	2	1	4
23	M.TECH PRODUCTION ENGINEERING	3	1	0	4
24	MA EDUCATION	3	1	0	4
25	MASTER IN LIBRARY & INFORMATION SCIENCE (M.LIB)	15	7	2	24
26	MASTER IN SOCIAL WORK (MSW)	16	14	4	34
27	MASTER OF ARTS (ECONOMICS)	5	3	0	8
28	MASTER OF ARTS (ENGLISH)	22	17	3	42
29	MASTER OF ARTS (GEOGRAPHY)	28	12	4	44
30	MASTER OF ARTS (HINDI)	2	0	0	2
31	MASTER OF ARTS (HISTORY)	4	2	0	6
32	MASTER OF ARTS (POLITICAL SCIENCE)	1	1	0	2
33	MASTER OF ARTS (SANSKRIT)	2	1	0	3





Dr. C. V Raman University
Kargi Road, Kota, Bilaspur (C.G.)

Number of actual students admitted in 1st year from the reserved categories Year 2018-19

S.No.	Programme Name	OBC	SC	ST	Grand Total
34	MASTER OF BUSINESS ADMINISTRATION (MBA)	4	0	0	4
35	MASTER OF COMMERCE (M.COM)	3	6	2	11
36	MASTER OF EDUCATION (M.ED)	4	0	0	4
37	MASTER OF JOURNALISM	0	0	0	0
38	MASTER OF LAWS	13	5	1	19
39	MASTER OF PHYSICAL EDUCATION & SPORTS (MPES)	12	2	1	15
40	MASTER OF SCIENCE (BIOTECHNOLOGY)	3	3	0	6
41	MASTER OF SCIENCE (BOTANY)	28	10	9	47
42	MASTER OF SCIENCE (CHEMISTRY)	42	20	4	66
43	MASTER OF SCIENCE (COMPUTER SCIENCE)	6	6	3	15
44	MASTER OF SCIENCE (INFORMATION TECHNOLOGY)	10	2	2	14
45	MASTER OF SCIENCE (MATHEMATICS)	12	5	5	22
46	MASTER OF SCIENCE (MICROBIOLOGY)	5	3	5	13
47	MASTER OF SCIENCE (PHYSICS)	25	9	2	36
48	MASTER OF SCIENCE (RURAL TECHNOLOGY)	5	3	1	9
49	MASTER OF SCIENCE (ZOOLOGY)	43	23	13	79
50	POST GRADUATE DIPLOMA IN BUSINESS MANAGEMENT	7	1	3	11
51	POST GRADUATE DIPLOMA IN COMPUTER APPLICATION (PGDCA) (GENERAL)	70	30	23	123
52	POST GRADUATE DIPLOMA IN COMPUTER APPLICATION (PGDCA) (PROFESSIONAL)	77	33	11	121
53	POST GRADUATE DIPLOMA IN RURAL DEVELOPMENT	11	0	6	17
	Grand Total	793	377	203	1373






Dr. C. V Raman University
Kargi Road, Kota, Bilaspur (C.G.)

Number of actual students admitted in 1st year from the reserved categories Year 2017-18

S.No.	Programme Name	OBC	SC	ST	Grand Total
1	B.E. CIVIL ENGINEERING	2	3	0	5
2	B.E. COMPUTER SCIENCE & ENGINEERING	1	0	1	2
3	B.E. ELECTRICAL & ELECTRONICS ENGINEERING	1	1	0	2
4	B.E. ELECTRICAL ENGINEERING	3	0	1	4
5	B.E. ELECTRONICS & COMMUNICATION ENGINEERING	0	0	0	0
6	B.E. MECHANICAL ENGINEERING	1	4	0	5
7	BACHELOR IN LIBRARY & INFORMATION SCIENCE (B.LIB)	7	6	5	18
8	BACHELOR OF ARTS & BACHELOR OF LAWS (BA.LL.B)	2	5	0	7
9	BACHELOR OF ARTS (BA)	48	33	15	96
10	BACHELOR OF BUSINESS ADMINISTRATION (BBA)	4	0	3	7
11	BACHELOR OF COMMERCE (B.COM)	12	4	4	20
12	BACHELOR OF COMPUTER APPLICATION (BCA)	47	21	12	80
13	BACHELOR OF EDUCATION (B.ED)	37	26	3	66
14	BACHELOR OF JOURNALISM (BJ)	0	1	0	1
15	BACHELOR OF LAWS (LLB)	11	5	8	24
16	BACHELOR OF PHYSICAL EDUCATION & SPORTS (BPES)	17	4	1	22
17	BACHELOR OF SCIENCE (BIOLOGY) BSC(BIO)	47	22	20	89
18	BACHELOR OF SCIENCE (BIOTECHNOLOGY) BSC(BIOTECHNOLOGY)	10	11	5	26
19	BACHELOR OF SCIENCE (COMPUTER SCIENCE) BSC(CS)	12	5	4	21
20	BACHELOR OF SCIENCE (MATHEMATICS) BSC(MATHS)	22	2	2	26
21	BACHELOR OF SCIENCE (MICROBIOLOGY) BSC(MICROBIOLOGY)	15	12	3	30
22	M.TECH COMPUTER SCIENCE ENGINEERING	3	0	0	3
23	M.TECH DIGITAL COMMUNICATION	0	0	0	0
24	M.TECH POWER SYSTEM ENGINEERING	3	1	0	4
25	M.TECH PRODUCTION ENGINEERING	5	1	1	7
26	M.TECH VLSI	0	0	0	0
27	MASTER IN LIBRARY & INFORMATION SCIENCE (M.LIB)	13	5	4	22
28	MASTER IN SOCIAL WORK (MSW)	17	1	3	21





Dr. C. V Raman University
Kargi Road, Kota, Bilaspur (C.G.)

Number of actual students admitted in 1st year from the reserved categories Year 2017-18

S.No.	Programme Name	OBC	SC	ST	Grand Total
29	MASTER OF ARTS (ECONOMICS) (MA)	3	2	0	5
30	MASTER OF ARTS (ENGLISH) (MA)	21	13	9	43
31	MASTER OF ARTS (GEOGRAPHY) (MA)	11	6	1	18
32	MASTER OF ARTS (HINDI) (MA)	3	2	2	7
33	MASTER OF ARTS (HISTORY) (MA)	1	0	1	2
34	MASTER OF ARTS (POLITICAL SCIENCE) (MA)	1	4	0	5
35	MASTER OF ARTS (SANSKRIT) (MA)	6	4	1	11
36	MASTER OF BUSINESS ADMINISTRATION (MBA)	13	4	2	19
37	MASTER OF COMMERCE (M.COM)	8	1	1	10
38	MASTER OF EDUCATION (M.ED)	2	1	0	3
39	MASTER OF JOURNALISM (MJ)	2	0	0	2
40	MASTER OF LAWS (LLM)	8	0	0	8
41	MASTER OF SCIENCE (BIOTECHNOLOGY) (M.SC)	1	0	0	1
42	MASTER OF SCIENCE (BOTANY) (M.SC)	9	3	5	17
43	MASTER OF SCIENCE (CHEMISTRY) (M.SC)	32	22	7	61
44	MASTER OF SCIENCE (INFORMATION TECHNOLOGY) (M.SC)	11	2	2	15
45	MASTER OF SCIENCE (MATHEMATICS) (M.SC)	20	2	2	24
46	MASTER OF SCIENCE (MICROBIOLOGY) (M.SC)	1	0	0	1
47	MASTER OF SCIENCE (PHYSICS) (M.SC)	6	2	1	9
48	MASTER OF SCIENCE (ZOOLOGY) (M.SC)	26	18	4	48
49	POST GRADUATE DIPLOMA IN COMPUTER APPLICATION (PGDCA) (GENERAL)	52	24	20	96
50	POST GRADUATE DIPLOMA IN COMPUTER APPLICATION (PGDCA) (PROFESSIONAL)	48	21	15	84
	Grand Total	625	304	168	1097

